

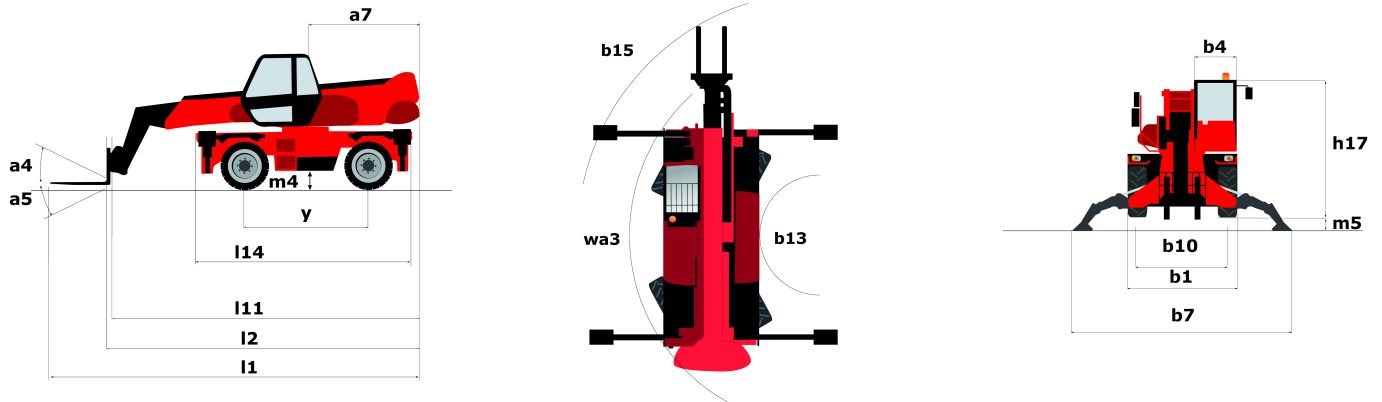
Technical sheet :

MRT 2545 EASY T4 S1 360°



Capacities		Metric	Imperial
Max. capacity	Q	4500 kg	9921 lbs
Max. lifting height	h3	24.7 m	81 ft
Max. Reach	l4	19.4 m	63 ft 8 in
Weight and dimensions			
Ground clearance center	m4	0.32 m	1 ft 1 in
Wheelbase	y	2.75 m	9 ft
Length to face of forks	l2	7.06 m	23 ft 2 in
Length of frame	l14	4.71 m	15 ft 5 in
Overall length (with forks)	l1	7.06 m	23 ft 2 in
Overall width	b1	2.5 m	8 ft 2 in
Overall width with stabilisers extended	b7	4.98 m	16 ft 4 in
Overall height	h17	3.02 m	9 ft 11 in
Overall cab width	b4	0.95 m	3 ft 1 in
Tilt-down angle	a5	107 °	107 °
Tilt-up angle	a4	10 °	10 °
Forks length / width / section	l / e / s	1200 mm x 50 mm x 15 mm	47.244 in x 1.969 in x 0.591 in
Outer frame turning radius	Wa3	4.62 m	15 ft 2 in
Internal turning radius (over tyres)	b13	1.4 m	4 ft 7 in
Overall weight		15540 kg	34260 lbs
Wheels			
Tyres type		Pneumatic	Pneumatic
Stabilisers			
Stabs Type		Wing Type	Wing Type
Controls with stabs		Stabs Commands Individual or Simultaneous	Stabs Commands Individual or Simultaneous
Engine			
Engine brand		Perkins	Perkins
Engine norm		Stage 3B / Interim Tier IV	Stage 3B / Interim Tier IV
Engine model		854F-E34TA	854F-E34TA
I.C. Engine power rating / Power (kW)		102 Hp / 75 kW	102 Hp / 75 kW
Max. torque / Engine rotation		1200 Nm @ 1200 tr/min	1200 Nm @ 1200 tr/min
Number of cylinders - Capacity of cylinders		3400 - 3400 cm ³	3400 - 207.48 in ³
Injection		engine Injection direct	engine Injection direct
Engine cooling system		Water	Water
Battery / Batteries capacity		12 V / 120 Ah	12 V / 120 Ah
Drawbar pull (Laden)		7900 daN	7900 daN
Transmission			
Transmission type		Hydrostatic	Hydrostatic
Number of gears (forward / reverse)		2 / 2	2 / 2
Max. travel speed (may vary according to applicable regulations)		24.9 km/h	15.5 mph
Parking brake		Automatic Negative Hand-brake	Automatic Negative Hand-brake
Service brake		Hydraulic	Hydraulic
Hydraulics			
Hydraulic pump type		Gear Pump	Gear Pump
Hydraulic flow		115 l/min	115 l/min
Hydraulic Pressure		270 Bar	19 PSI
Tank capacities			
Engine oil		150 l	33 gal
Hydraulic oil		150 l	33 gal
Fuel tank		130 l	28.6 gal
Diesel Exhaust fluid (AdBlue® type)		19 l	4.18 gal
Noise and vibration			
Noise at driving position (LpA)		79.7 dB(A)	79.7 dB(A)
Noise to environment (LwA)		105 dB(A)	105 dB(A)
Vibration to whole hand/arm		< 2.50 m/s ²	< 2.50 m/s ²
Miscellaneous			
Controls		2 Joysticks	2 Joysticks
Safety cabin homologation		Cab ROPS - FOPS Level 2	Cab ROPS - FOPS Level 2
Attachment recognition system (E-Reco)		Standard	Standard

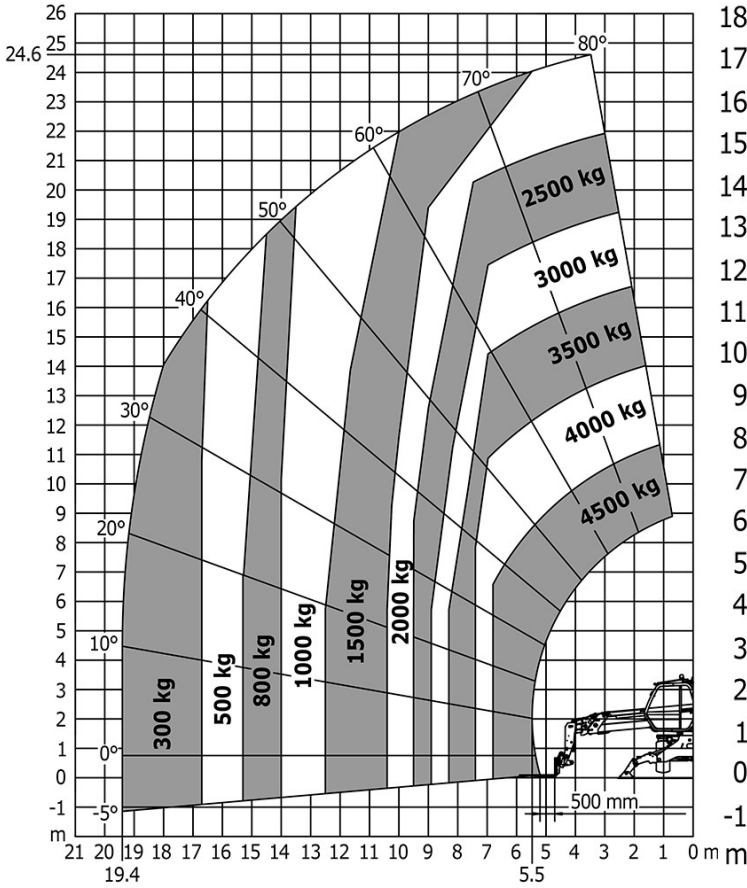
Dimensional drawing



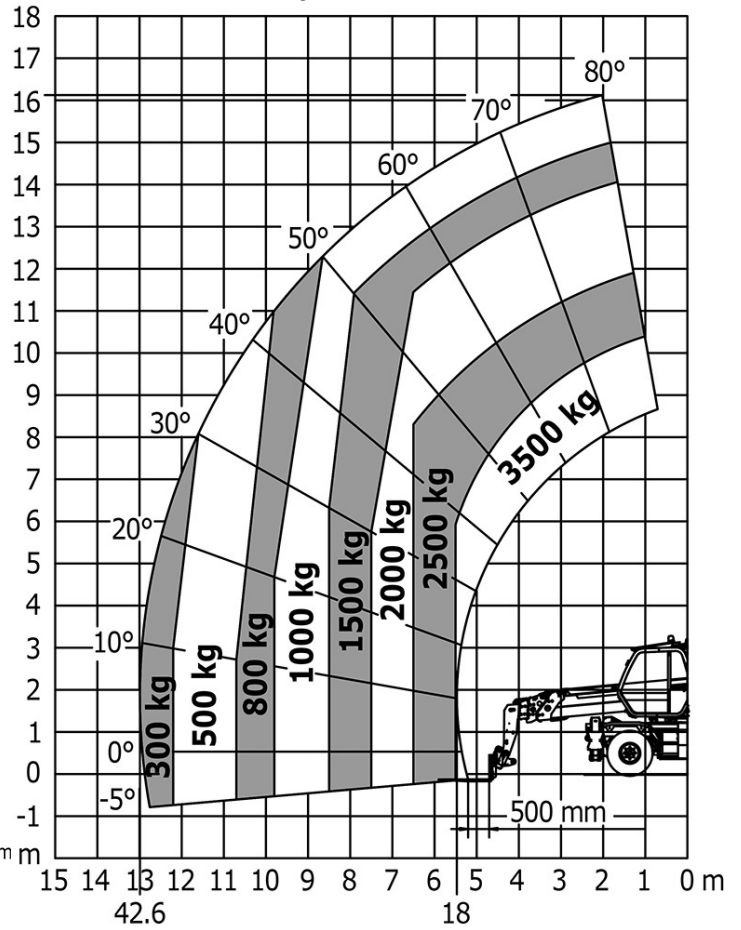
Other data		Metric	Imperial
Overall length (with forks)	l1	7.06 m	23 ft 2 in
Length to face of forks	l2	7.06 m	23 ft 2 in
Length of frame	l14	4.71 m	15 ft 5 in
Wheelbase	y	2.75 m	9 ft
Ground clearance center	m4	0.32 m	1 ft 1 in
Counterweight offset (turret at 90°)	a7	3.03 m	9 ft 11 in
Tilt-up angle	a4	10 °	10 °
Tilt-down angle	a5	107 °	107 °
Overall length at stabilisers	l12	4.35 m	14 ft 3 in
Outer frame turning radius	Wa3	4.62 m	15 ft 2 in
Outer turning radius (with forks)	b15	4.62 m	15 ft 2 in
Overall width	b1	2.5 m	8 ft 2 in
Overall width with stabilisers extended	b7	4.98 m	16 ft 4 in
Overall cab width	b4	0.95 m	3 ft 1 in
Overall height	h17	3.02 m	9 ft 11 in
Frame Levelling Corrector	a9	8 °	8 °

Load chart

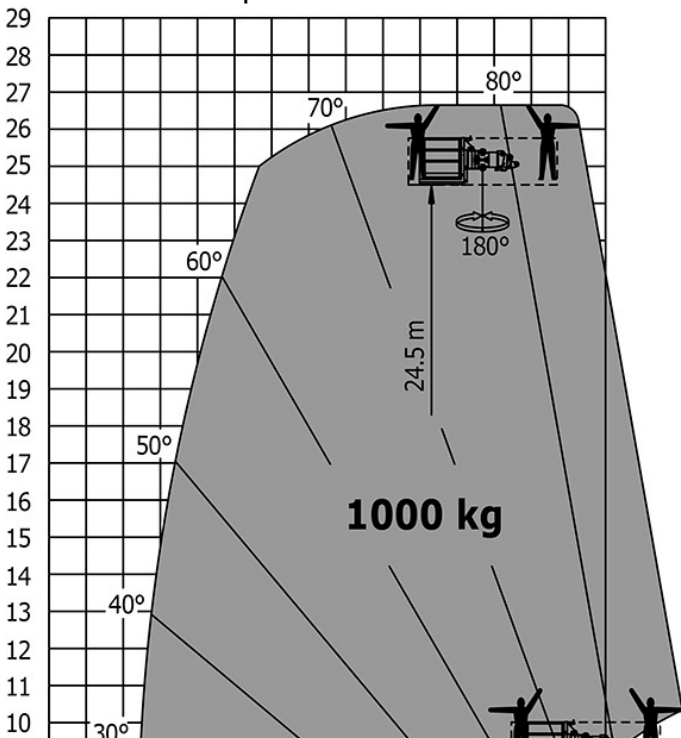
Load Chart metric



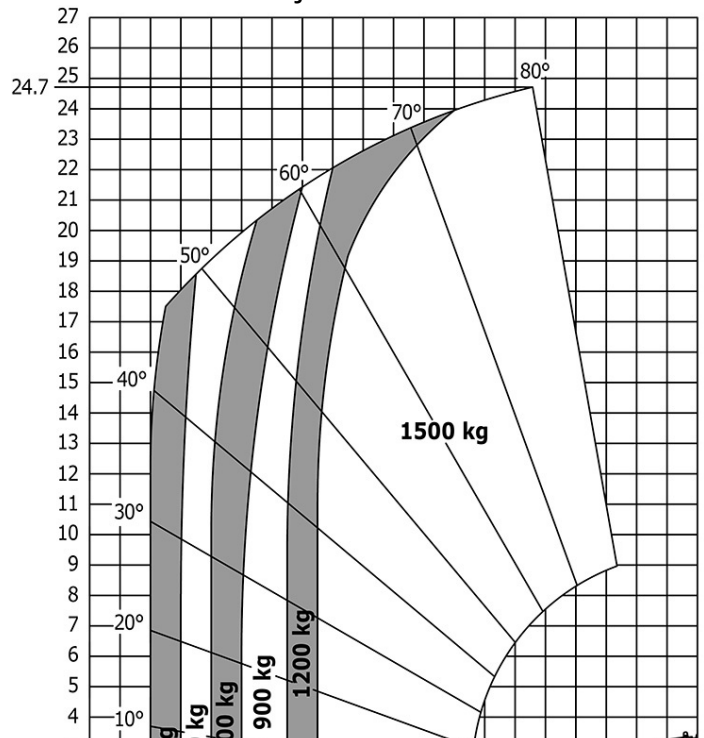
Machine on tyres with forks Metric

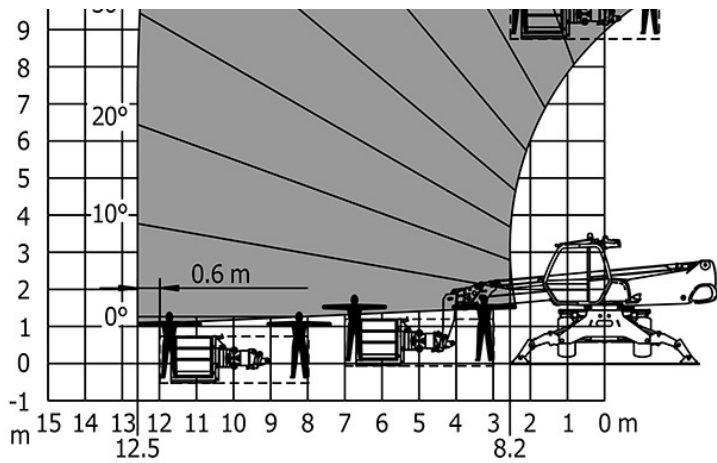


Rotation on lowered stabilisers with 1000 kg platform Metric

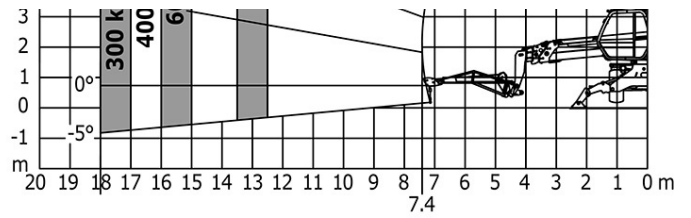


Rotation on lowered stabilisers with 1500 kg jib Metric

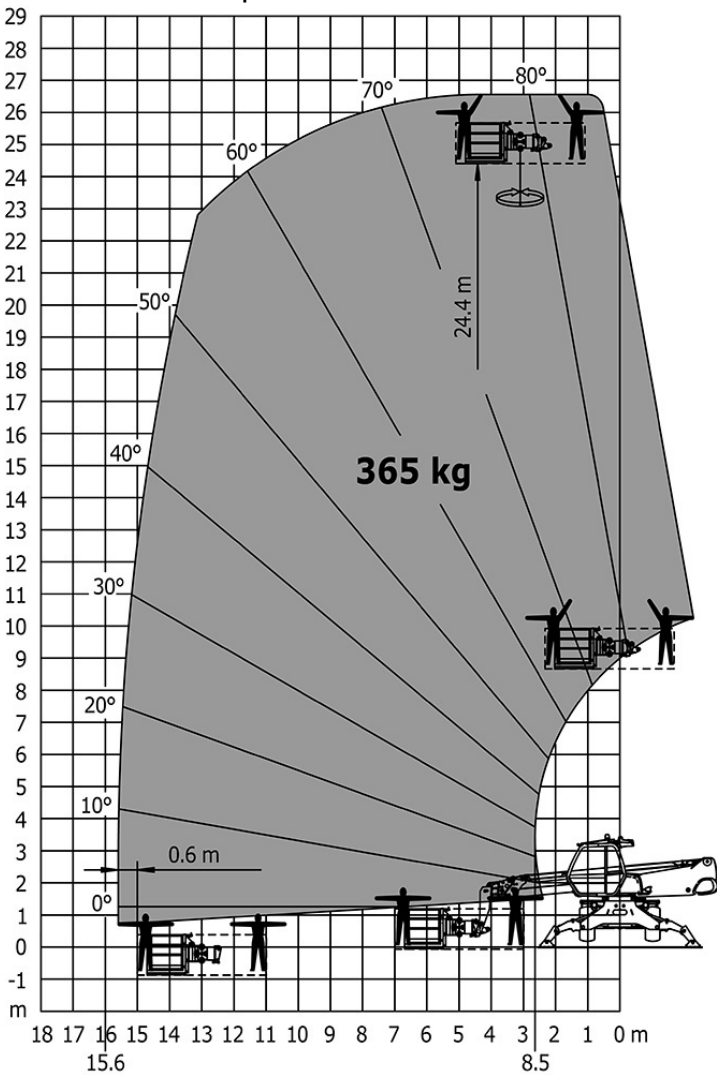




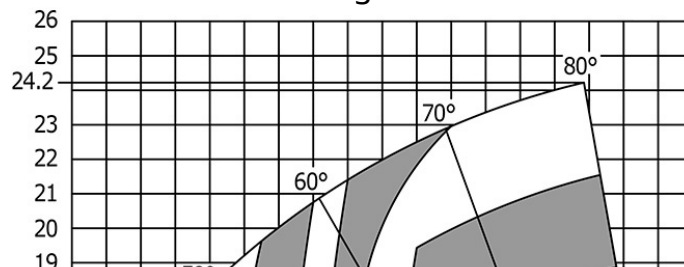
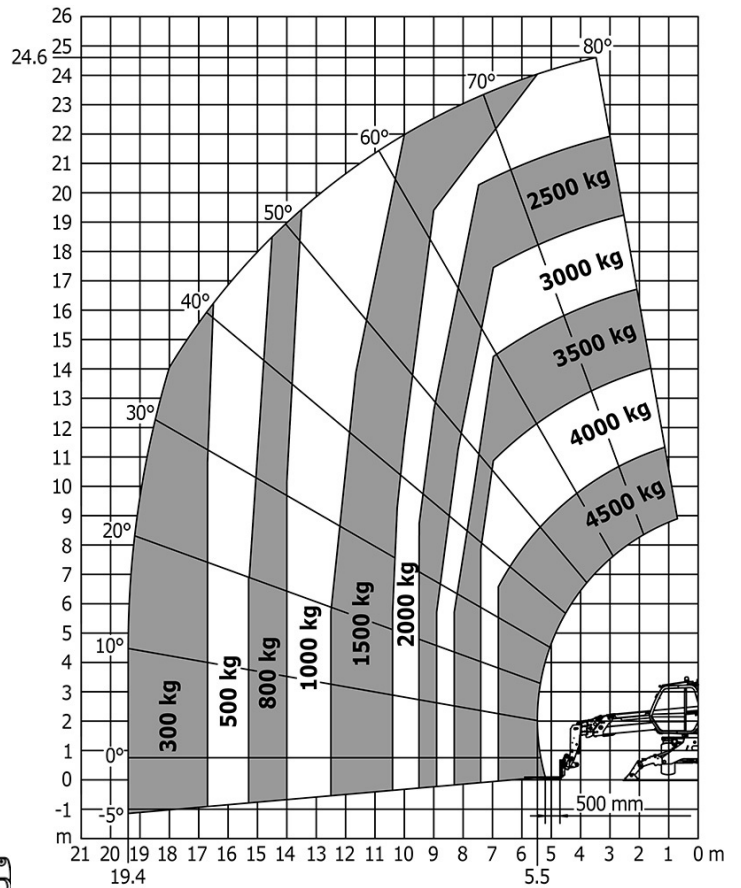
Rotation on lowered stabilisers with 365 kg platform Metric

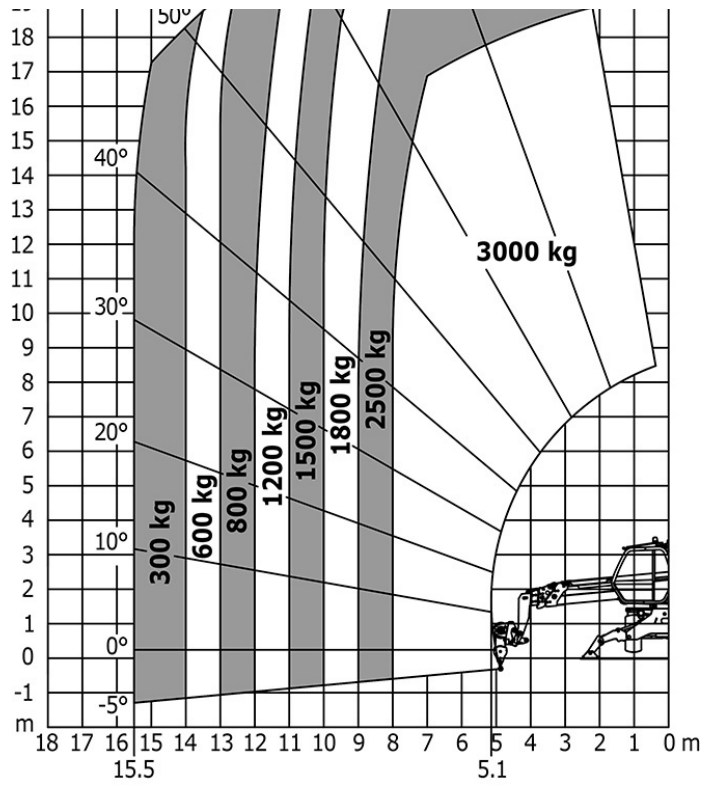



Rotation on lowered stabilisers with forks Metric



Rotation on lowered stabilisers with winch 3000 kg Metric







Siège Social
430 rue de l'Aubinière - 44150 Ancenis Cedex - France
Tel: +33(0)2 40 09 10 11 - Fax: +33 (0)2 40 09 10 97
www.manitou.com



This brochure describes versions and configuration options for Manitou products which may be fitted with different equipment. The equipment described in this brochure may be standard, optional or not available depending on version. Manitou reserves the right to change the specifications shown and described at any time and without prior warning. The manufacturer is not liable for the specifications given. For more information, contact your Manitou dealer. Non-contractual document. Product descriptions may differ from actual products. List of specifications is not comprehensive. The logos and visual identity of the company are the property of Manitou and may not be used without authorisation. All rights reserved. The photos and diagrams contained in this brochure are provided for information only.

MANITOU BF SA - Limited company with board of directors - Share capital: 39,668,399 euros - 857 802 508
RCS Nantes